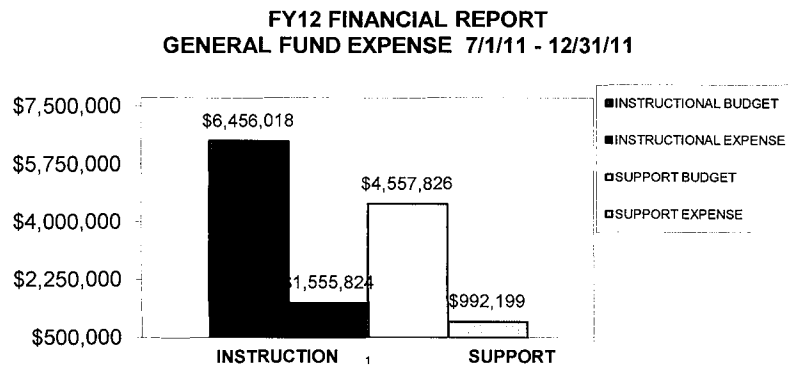
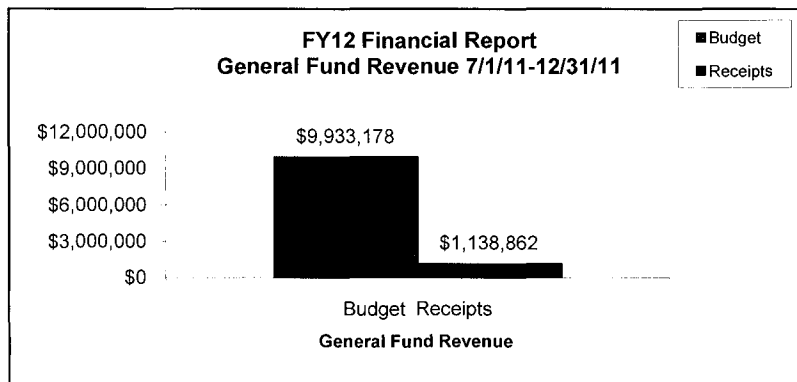


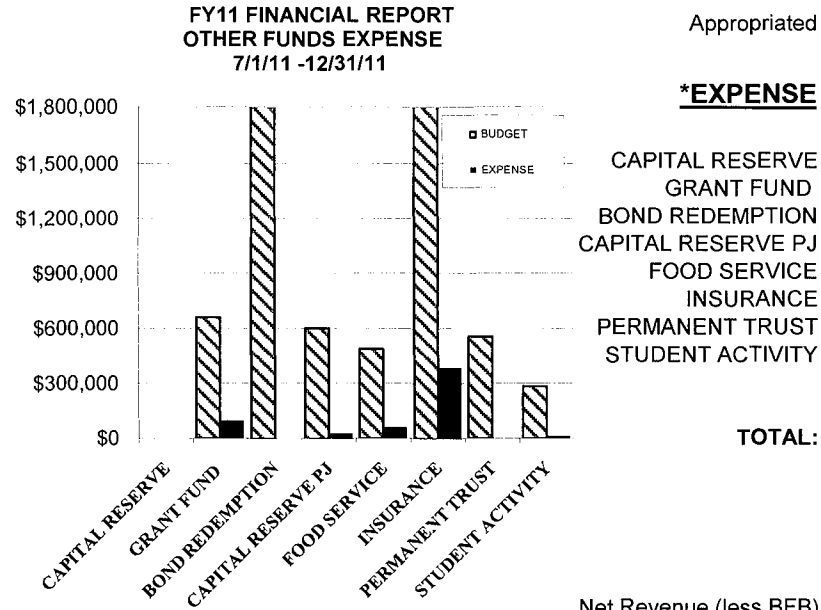
**ARCHULETA SCHOOL DIST 50 JT.  
FY12 FINANCIAL REPORT - 7/1/11 -12/31/11**

GENERAL FUND		FY 2012			Revised FY 2011			
		ORIGINAL BUDGET	EXPENSE	%	REVISED BUDGET	EXPENSE	%	
INSTRUCTION	<u>*EXPENSE</u>							
	ELEMENTARY	\$1,917,300	\$986,228	51%	\$1,842,589	\$963,504	52%	
	MIDDLE SCHOOL	\$1,350,332	\$680,768	50%	\$1,244,134	\$682,200	55%	
	HIGH SCHOOL	\$1,700,020	\$779,247	46%	\$1,662,283	\$885,256	53%	
	SPECIAL ED/BOCS	\$914,466	\$438,589	48%	\$738,235	\$373,756	51%	
	CO-CURRICULAR ACTIVITIES	\$392,484	\$157,674	40%	\$420,511	\$149,485	36%	
	DISTRICT-WIDE	\$181,416	\$106,274	59%	\$241,297	\$125,335	52%	
	<b>TOTAL INSTRUCTION:</b>	<b>\$6,456,018</b>	<b>\$3,148,780</b>	<b>49%</b>	<b>\$6,149,049</b>	<b>\$3,179,536</b>	<b>52%</b>	
	SUPPORT	GUIDANCE/HEALTH	\$392,002	\$188,491	48%	\$379,178	\$194,351	51%
		LIBRARY	\$123,044	\$55,229	45%	\$123,065	\$56,735	46%
PROFESSIONAL DEV		\$0	\$0	0%	\$9,000	\$150	2%	
BUILDING ADMIN		\$717,737	\$328,565	46%	\$737,046	\$343,782	47%	
GEN ADMIN		\$729,358	\$371,693	51%	\$739,295	\$325,862	44%	
OPERATIONS/MAINTENANCE		\$1,591,626	\$602,254	38%	\$1,645,102	\$690,553	42%	
TRANSPORTATION		\$673,346	\$251,785	37%	\$806,142	\$212,087	26%	
TECHNOLOGY		\$330,713	\$131,143	40%	\$340,350	\$130,991	38%	
<b>TOTAL SUPPORT:</b>		<b>\$4,557,826</b>	<b>\$1,929,160</b>	<b>42%</b>	<b>\$4,779,178</b>	<b>\$1,954,511</b>	<b>41%</b>	
<b>TOTAL GENERAL FUND EXPENSE</b>		<b>\$11,013,844</b>	<b>\$5,077,940</b>	<b>46%</b>	<b>\$10,928,227</b>	<b>\$5,134,047</b>	<b>47%</b>	
APPROPRIATED RESERVES	\$4,234,334	\$0		\$4,840,088	\$0			
<b>TOTAL GENERAL FUND</b>	<b>\$15,248,178</b>	<b>\$5,077,940</b>		<b>\$15,768,315</b>	<b>\$5,134,047</b>			
<u>*REVENUE</u>		<u>BUDGET</u>	<u>RECEIPTS</u>		<u>BUDGET</u>	<u>RECEIPTS</u>		
NET (less BFB) GENERAL FUND REVENUE		\$9,933,178	\$3,246,797	33%	\$10,810,037	\$2,710,676	25%	

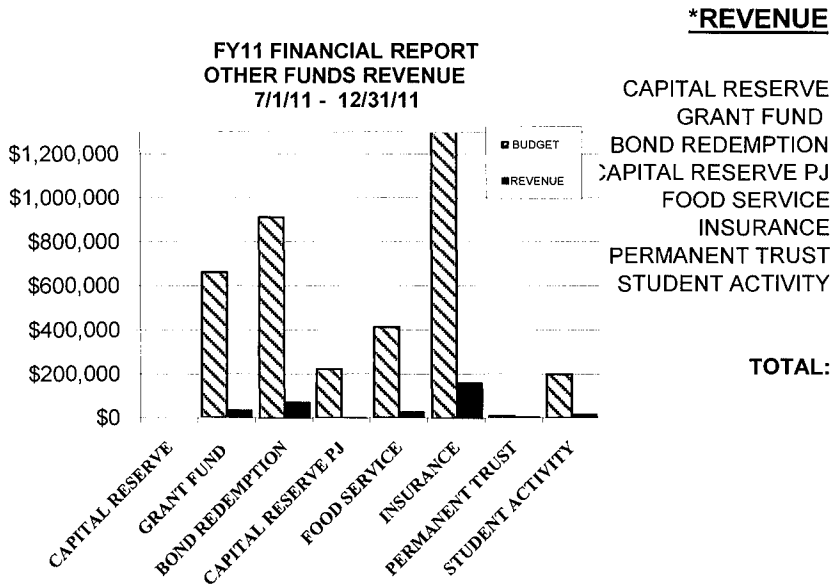


**ARCHULETA SCHOOL DIST 50 JT.  
FY12 FINANCIAL REPORT - 7/1/11 -12/31/11**

**FUNDS OTHER THAN THE GENERAL FUND**



Net Revenue (less BFB)



	FY 2012 Budget			FY 2011 Revised-Budget		
	BUDGET	EXPENSE	%	BUDGET	EXPENSE	%
CAPITAL RESERVE	\$0	\$0	0%	\$298,479	\$298,277	100%
GRANT FUND	\$660,478	\$97,324	15%	\$1,488,129	\$489,983	33%
BOND REDEMPTION	\$2,293,572	\$0	0%	\$2,354,277	\$793,110	34%
CAPITAL RESERVE PJ	\$603,600	\$29,671	5%	\$429,272	\$28,252	7%
FOOD SERVICE	\$489,570	\$62,366	13%	\$516,403	\$183,079	35%
INSURANCE	\$2,551,887	\$388,373	15%	\$2,532,377	\$1,257,252	50%
PERMANENT TRUST	\$555,408	\$0	0%	\$560,459	\$5,468	1%
STUDENT ACTIVITY	\$285,000	\$60,506	21%	\$285,488	\$170,944	60%
<b>TOTAL:</b>	<b>\$7,439,515</b>	<b>\$638,240</b>	<b>9%</b>	<b>\$8,464,884</b>	<b>\$3,226,365</b>	<b>38%</b>

	FY 2012 Budget			FY 2011 Revised-Budget		
	BUDGET	RECEIPTS	%	BUDGET	RECEIPTS	%
CAPITAL RESERVE	\$0	\$0	0%	\$500	\$236	47%
GRANT FUND	\$660,478	\$262,583	40%	\$1,487,129	\$273,517	18%
BOND REDEMPTION	\$913,295	\$130,894	14%	\$974,000	\$162,368	17%
CAPITAL RESERVE PJ	\$223,600	\$75	0%	\$229,270	\$0	0%
FOOD SERVICE	\$414,570	\$158,175	38%	\$465,250	\$131,428	28%
INSURANCE	\$1,554,500	\$462,901	30%	\$1,235,000	\$854,970	69%
PERMANENT TRUST	\$8,475	\$3,445	41%	\$3,300	\$4,182	127%
STUDENT ACTIVITY	\$200,000	\$57,879	29%	\$200,000	\$172,459	86%
<b>TOTAL:</b>	<b>\$3,974,918</b>	<b>\$1,075,952</b>	<b>27%</b>	<b>\$4,594,449</b>	<b>\$1,599,160</b>	<b>35%</b>

**ARCHULETA SCHOOL DIST 50 JT.  
FY12 FINANCIAL REPORT - 7/1/11 -12/31/11**

**\*FUND BALANCE**

	<u>Audited FY 10-11</u> <u>Ending Fund Balance</u>	<u>Projected FY 11-12</u> <u>Ending Fund Balance</u>
GENERAL FUND	\$7,223,151	\$7,852,151
PRESCHOOL	\$0	\$0
GRANT FUND	\$0	\$0
BOND REDEMPTION	\$1,336,095	\$1,300,000
CAPITAL RES-SPECIAL PROJECT FUND	\$389,887	\$175,000
FOOD SERVICE	\$89,622	\$85,000
INSURANCE	\$625,769	\$325,000
PERMANENT TRUST	\$554,363	\$558,000
STUDENT ACTIVITY	\$87,003	\$86,000
<b>TOTAL ALL FUNDS:</b>	<b><u>\$10,305,890</u></b>	<b><u>\$10,381,151</u></b>

\* FUND BALANCES INCLUDE PROPERTY TAXES COLLECTED NEEDED TO OPERATE JULY 11 - JAN 12.

\* EXPENSE BUDGETS INCLUDE APPROPRIATED RESERVES

General Fund transfers to Capital Reserve Project Fund has not been done  
Grant funds have not been requested.

Activity Number	Group Description	Activity Name	Beginning Cash				Ending Cash
			July 1, 2011	Receipts YTD	Expenditures YTD	Adjustments YTD	Dec 31, 2011
1010	Elementary Activities	EL SUNSHINE	\$39.19	\$200.00	\$139.94	\$0.00	\$99.25
1020	Elementary Activities	EL BOOK FAIR	-\$408.83	\$8,171.95	\$6,096.21	\$408.83	\$2,075.74
1030	Elementary Activities	EL SCHOOL FUND	\$2,181.82	\$480.00	\$672.61	-\$408.83	\$1,580.38
1040	Elementary Activities	EL DONATIONS	\$1,409.75	\$500.00	\$694.48	\$0.00	\$1,215.27
1050	Elementary Activities	ELEM PIE	\$2,248.29	\$270.60	\$1,791.42	\$0.00	\$727.47
1060	Elementary Activities	EL KIDS VOTING	\$678.33	\$0.00	\$0.00	\$0.00	\$678.33
2010	Junior High Activities	JH MUSIC CLUB	\$262.50	\$1,075.00	\$1,007.47	\$0.00	\$330.03
2020	Junior High Activities	JH LIBRARY	\$1,754.78	\$0.00	\$0.00	\$0.00	\$1,754.78
2040	Junior High Activities	JH DONATIONS	\$3,504.15	\$9,383.45	\$7,064.87	\$0.00	\$5,822.73
2050	Junior High Activities	JH STU COUNCIL	\$0.00	\$0.00	\$0.00	\$0.00	\$0.00
2110	Junior High Activities	DESTINATION IMAGINATION	\$50.03	\$375.00	\$0.00	\$0.00	\$425.03
3010	High School Activities	HS STU COUNCIL	\$804.79	\$1,034.00	\$890.49	\$0.00	\$948.30
3020	High School Activities	CLEARING ACCOUNT	\$895.84	\$0.00	\$88.47	\$0.00	\$807.37
3030	High School Activities	HS YEARBOOK	-\$1,897.12	\$5,770.45	\$3,237.50	\$0.00	\$635.83
3040	High School Activities	HS DRAMA	\$1,566.71	\$354.00	\$110.25	\$0.00	\$1,810.46
3050	High School Activities	HS NHS	\$289.49	\$0.00	\$0.00	\$0.00	\$289.49
3060	High School Activities	HS MUSIC CLUB	\$8,841.34	\$8,778.25	\$10,405.94	\$0.00	\$7,213.65
3070	High School Activities	AUTO MECH	-\$4,112.14	\$5,607.00	\$2,155.26	\$0.00	-\$660.40
3080	High School Activities	TREAS CHEST	\$967.84	\$2,393.00	\$2,295.81	\$0.00	\$1,065.03
3090	High School Activities	HS LIBRARY	\$160.12	\$0.00	\$20.00	\$0.00	\$140.12
3100	High School Activities	HS DONATIONS	\$4,371.84	\$643.41	\$402.13	\$0.00	\$4,613.12
3110	High School Activities	CHEERLEADER CLUB	\$1,602.47	\$1,267.00	\$2,741.74	\$0.00	\$127.73
3120	High School Activities	HS PH TV	\$382.75	\$0.00	\$0.00	\$0.00	\$382.75
3130	High School Activities	HS BANNERS	\$0.00	\$0.00	\$0.00	\$0.00	\$0.00
3140	High School Activities	HS FAMA	\$11,139.52	\$1,669.25	\$10,078.33	\$0.00	\$2,730.44
3150	High School Activities	HS ATHLETICS	\$6,542.85	\$7,186.44	\$9,434.19	\$0.00	\$4,295.10
3160	High School Activities	HS HOSA	\$0.00	\$800.00	\$0.00	\$0.00	\$800.00
3200	High School Activities	CLASS 2013 JRS	\$436.00	\$1,220.15	\$0.00	\$0.00	\$1,656.15
3210	High School Activities	CLASS 2014 SOPH	\$0.00	\$0.00	\$0.00	\$0.00	\$0.00
3220	High School Activities	CLASS 2015 FR	\$0.00	\$0.00	\$0.00	\$0.00	\$0.00
3230	High School Activities	CLASS 2012 SR	\$2,595.20	\$703.83	\$1,146.82	\$0.00	\$2,152.21
3231	High School Activities	CLASS	\$0.00	\$0.00	\$0.00	\$0.00	\$0.00
4020	Intermediate Activities	IS SUNSHINE FUND	\$261.12	\$0.00	\$0.00	\$0.00	\$261.12
4030	Intermediate Activities	IS ACTIVITIES	\$0.00	\$0.00	\$0.00	\$0.00	\$0.00
4040	Intermediate Activities	IS DONATION FUND	\$2,634.96	\$0.00	\$32.45	\$0.00	\$2,602.51
4050	Intermediate Activities	IS	\$0.00	\$0.00	\$0.00	\$0.00	\$0.00
6770	District Activiites	SA FUND BALANCE	\$26,992.52	\$0.00	\$0.00	\$0.00	\$26,992.52
8015	District Activiites	SA INTEREST	\$4,888.50	\$45.66	\$0.00	\$0.00	\$4,934.16
8020	District Activiites	STU INSURANCE	\$0.00	\$0.00	\$0.00	\$0.00	\$0.00
8030	District Activiites	ACADEMIC SKIING	\$1,822.29	\$0.00	\$0.00	\$0.00	\$1,822.29
8040	District Activiites	GENERAL BOARD FUND	\$3,117.87	-\$25.00	\$0.00	\$0.00	\$3,092.87
			<u>\$86,024.77</u>	<u>\$57,903.44</u>	<u>\$60,506.38</u>	<u>\$0.00</u>	<u>\$83,421.83</u>