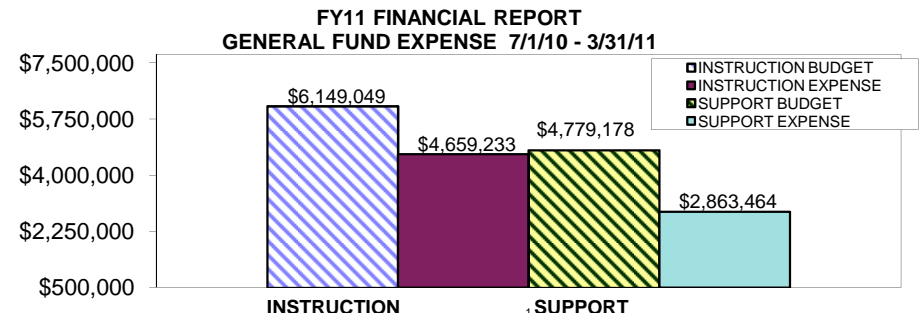
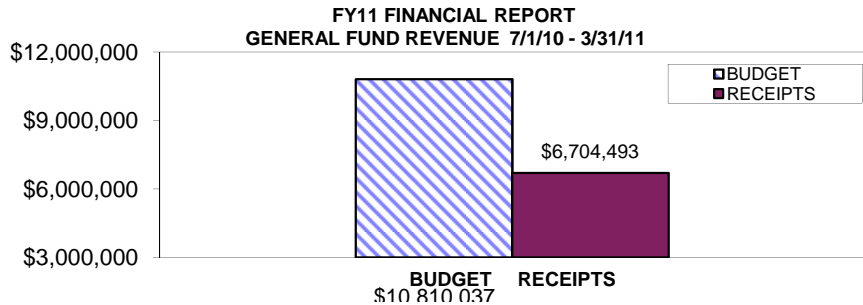


**ARCHULETA SCHOOL DIST 50 JT.  
FY11 FINANCIAL REPORT - 7/1/10 - 3/31/11**

**GENERAL FUND**

INSTRUCTION	*EXPENSE	FY 2011			FY 2010		
		<u>REVISED BUDGET</u>	<u>EXPENSE</u>	<u>%</u>	<u>REVISED BUDGET</u>	<u>EXPENSE</u>	<u>%</u>
	ELEMENTARY	\$1,812,871	\$1,436,248	79%	\$2,257,343	\$1,574,132	70%
	INTERMEDIATE	\$0	\$0	0%	\$811,098	\$525,282	65%
	JUNIOR HIGH	\$1,273,852	\$995,782	78%	\$865,370	\$598,757	69%
	HIGH SCHOOL	\$1,662,283	\$1,335,552	80%	\$1,947,979	\$1,422,224	73%
	SPECIAL ED/BOCS	\$738,235	\$522,918	71%	\$820,701	\$615,786	75%
	COCURRICULAR ACTIVITIES	\$420,511	\$224,586	53%	\$430,922	\$268,734	62%
	DISTRICT-WIDE	\$241,297	\$144,147	60%	\$419,983	\$86,238	21%
	<b>TOTAL INSTRUCTION:</b>	<b>\$6,149,049</b>	<b>\$4,659,233</b>	<b>76%</b>	<b>\$7,553,396</b>	<b>\$5,091,153</b>	<b>67%</b>
<b>SUPPORT</b>	GUIDANCE/HEALTH	\$379,178	\$284,641	75%	\$407,950	\$300,993	74%
	BUILDING LEVEL PROF DEV & TRAVEL	\$9,000	\$150	2%	\$39,995	\$1,062	3%
	LIBRARY	\$123,065	\$82,266	67%	\$151,480	\$94,564	62%
	BUILDING ADMIN	\$737,046	\$510,713	69%	\$822,320	\$554,544	67%
	GEN ADMIN	\$739,295	\$450,432	61%	\$776,736	\$459,928	59%
	OPERATIONS/MAINTENANCE	\$1,645,102	\$995,911	61%	\$1,685,512	\$1,170,982	69%
	TRANSPORTATION	\$806,142	\$347,000	43%	\$928,714	\$404,322	44%
	TECHNOLOGY	\$340,350	\$192,351	57%	\$358,495	\$229,016	64%
	<b>TOTAL SUPPORT:</b>	<b>\$4,779,178</b>	<b>\$2,863,464</b>	<b>60%</b>	<b>\$5,171,202</b>	<b>\$3,215,411</b>	<b>62%</b>
	<b>TOTAL GENERAL FUND EXPENSE</b>	<b>\$10,928,227</b>	<b>\$7,522,697</b>	<b>69%</b>	<b>\$12,724,598</b>	<b>\$8,306,564</b>	<b>65%</b>
	APPROPRIATED RESERVES	\$4,840,088			\$3,225,605		
	<b>TOTAL GENERAL FUND</b>	<b>\$15,768,315</b>	<b>\$7,522,697</b>	<b>48%</b>	<b>\$15,950,203</b>	<b>\$8,306,564</b>	<b>52%</b>

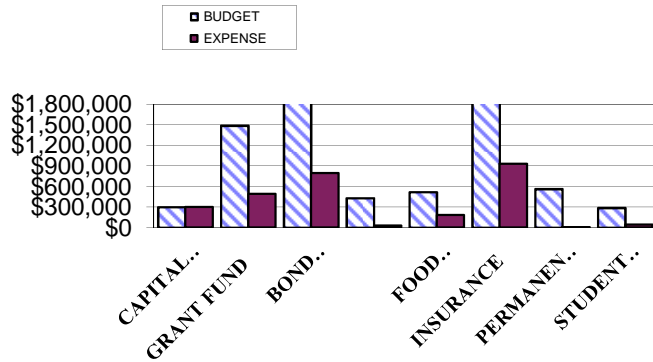
NET (less BFB) GENERAL FUND REVENUE	FY 2011		FY 2010	
	<u>REVISED BUDGET</u>	<u>RECEIPTS</u>	<u>REVISED BUDGET</u>	<u>RECEIPTS</u>
	\$10,810,037	\$6,704,493	\$12,078,296	\$7,449,439
		62%		62%



# ARCHULETA SCHOOL DIST 50 JT. FY11 FINANCIAL REPORT - 7/1/10 - 3/31/11

## FUNDS OTHER THAN THE GENERAL FUND

**FY11 FINANCIAL REPORT  
OTHER FUNDS EXPENSE  
7/1/10 - 3/31/11**



Appropriated

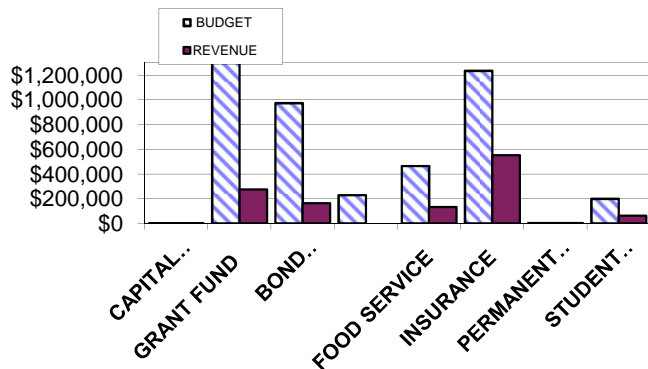
**\*EXPENSE**

	FY 2011		
	<u>REVISED BUDGET</u>	<u>EXPENSE</u>	<u>%</u>
CAPITAL RESERVE	\$298,479	\$298,216	100%
GRANT FUND	\$1,487,129	\$729,035	49%
BOND REDEMPTION	\$2,354,277	\$793,610	34%
CAP RES PROJECT	\$429,272	\$29,513	7%
FOOD SERVICE	\$516,403	\$276,674	54%
INSURANCE	\$2,532,377	\$1,387,498	55%
PERMANENT TRUST	\$560,459	\$5,468	1%
STUDENT ACTIVITY	\$285,488	\$100,488	35%
<b>TOTAL:</b>	<b>\$8,463,884</b>	<b>\$3,620,502</b>	<b>43%</b>

**FY 2010**

	FY 2010		
	<u>REVISED BUDGET</u>	<u>EXPENSE</u>	<u>%</u>
CAPITAL RESERVE	\$940,093	\$175,144	19%
GRANT FUND	\$1,197,662	\$799,214	67%
BOND REDEMPTION	\$2,190,884	\$798,610	36%
CAP RES PROJECT	\$0	\$0	0%
FOOD SERVICE	\$462,494	\$326,408	71%
INSURANCE	\$2,656,237	\$359,628	14%
PERMANENT TRUST	\$556,560	\$369	0%
STUDENT ACTIVITY	\$288,646	\$41,089	14%
<b>TOTAL:</b>	<b>\$8,292,576</b>	<b>\$2,500,462</b>	<b>30%</b>

**FY11 FINANCIAL REPORT  
OTHER FUNDS REVENUE  
7/1/10 - 3/31/11**



Net Revenue (less BFB)

**\*REVENUE**

	FY 2011		
	<u>REVISED BUDGET</u>	<u>RECEIPTS</u>	<u>%</u>
CAPITAL RESERVE	\$500	\$236	47%
GRANT FUND	\$1,487,129	\$631,976	42%
BOND REDEMPTION	\$974,000	\$513,814	53%
CAP RES PROJECT	\$229,270	\$229,034	100%
FOOD SERVICE	\$465,250	\$314,359	68%
INSURANCE	\$1,235,000	\$1,031,634	84%
PERMANENT TRUST	\$3,300	\$6,246	189%
STUDENT ACTIVITY	\$200,000	\$98,926	49%
<b>TOTAL:</b>	<b>\$4,594,449</b>	<b>\$2,826,225</b>	<b>62%</b>

**FY 2010**

	FY 2010		
	<u>REVISED BUDGET</u>	<u>RECEIPTS</u>	<u>%</u>
CAPITAL RESERVE	\$470,384	\$70	0%
GRANT FUND	\$1,197,662	\$714,367	60%
BOND REDEMPTION	\$894,500	\$567,542	63%
CAP RES PROJECT	\$0	\$0	0%
FOOD SERVICE	\$451,300	\$298,898	66%
INSURANCE	\$1,425,000	\$458,903	32%
PERMANENT TRUST	\$5,000	\$3,858	77%
STUDENT ACTIVITY	\$200,000	\$48,940	24%
<b>TOTAL:</b>	<b>\$4,643,846</b>	<b>\$2,092,578</b>	<b>45%</b>

\*\*CRP & Food Service transfer made

**ARCHULETA SCHOOL DIST 50 JT.  
FY11 FINANCIAL REPORT - 7/1/10 - 3/31/11**

<b><u>*FUND BALANCE</u></b>	<b><u>FY-10 Audited</u></b>	<b><u>Projected FY</u></b>
	<b><u>Ending Fund</u></b>	<b><u>10-11</u></b>
	<b><u>Balance</u></b>	<b><u>Ending Fund</u></b>
		<b><u>Balance</u></b>
GENERAL FUND	\$7,308,278	\$7,600,000
CAPITAL RESERVE SPECIAL RESERVE FUND	\$297,979	\$0
GRANT FUND	\$0	\$0
BOND REDEMPTION	\$1,380,277	\$1,390,000
CAPITAL RESERVE PROJECT FUND	\$200,002	\$145,000
FOOD SERVICE	\$51,153	\$45,000
INSURANCE	\$1,297,377	\$900,000
PERMANENT TRUST	\$557,159	\$559,000
STUDENT ACTIVITY	\$85,488	\$86,000
	<hr/>	<hr/>
<b>TOTAL ALL FUNDS:</b>	<b><u>\$11,177,713</u></b>	<b><u>\$10,725,000</u></b>

\* FUND BALANCES INCLUDE PROPERTY TAXES COLLECTED NEEDED TO OPERATE JULY 10 - JAN 11.

\* EXPENSE BUDGETS INCLUDE APPROPRIATED RESERVES

\* REVENUE IS NET REVENUE (less beginning fund balance)

Transfer From the General Fund to the Capital Reserve Project Fund and Food Service has not been posted  
Grant Funds have been requested, but not yet received.